



TABLE OF CONTENTS

TABLE OF CONTENTS

- 1 Introduction**
- 6 Graduation Initiative 2025**
- 8 Students**
 - Enrollment
 - Demographics
 - Applying
 - Costs
- 16 Faculty and Staff**
 - Demographics
 - Research and Creative Activities
- 20 CSU Funding**
- 26 CSU Leadership**

INTRODUCTION

A photograph of four students standing in front of a large, ornate fountain. The fountain has multiple jets of water spraying upwards. The background is filled with vibrant pink cherry blossom trees. The students are dressed in casual attire, including backpacks, and appear to be engaged in a conversation. The overall scene is bright and colorful, suggesting a pleasant campus environment.

“The California State University stands as a beacon of excellence and diversity—of people, pedagogy and place—with a singular determination to provide students access to opportunity, leading to transformation of self and society.

We encourage our students and alumni to be passionate, empathetic and forever curious. We ask them to be consequential in their actions, and we look to them to embody the Californian spirit.”

Timothy P. White
Chancellor, California State University

The California State University promotes student success through opportunity and a high-quality education that prepares students to become leaders in the changing workforce, making the CSU a vital economic engine for California.

THE CSU

- Is the nation's largest four-year public university system, with 23 campuses and eight off-campus centers.
- Educates approximately 484,300 students and employs more than 52,000 faculty and staff.
- Features more than 3.4 million living alumni.



NATION'S LARGEST
4-YEAR PUBLIC UNIVERSITY SYSTEM
THE CALIFORNIA STATE UNIVERSITY

SACRAMENTO

800 MILES
FROM HUMBOLDT
TO SAN DIEGO

LOS ANGELES

SAN LUIS OBISPO

EAST BAY

SAN MARCOS

FRESNO

SAN FRANCISCO

SONOMA

SAN JOSÉ

BAKERSFIELD

CHANNEL ISLANDS

MONTEREY BAY

DOMINGUEZ HILLS

LONG BEACH

NEARLY 120,000
GRADUATES ANNUALLY

FULLERTON

POMONA

NORTHBRIDGE

CHICO

SAN BERNARDINO

1 IN 10

CA EMPLOYEES

IS A CSU GRADUATE

STANISLAUS

MARITIME

23

CAMPUSES AND 8 OFF-CAMPUS CENTERS

52,163

FACULTY & STAFF

484,297

STUDENTS

3.4

MILLION

ALUMNI

OPPORTUNITY

The CSU creates opportunity for the diverse students of California to reach their educational goals and become leading citizens, opening the doors of college to nearly 72,000 additional students since 2010.

QUALITY

The CSU prepares students for success through leading-edge programs, superior teaching and scholarly activity. High-quality academic programs reflect California's current and future workforce demands in emerging fields such as cybersecurity, software engineering, sustainable business and environmental technology.

SUCCESS

The CSU drives California's economy with nearly 120,000 undergraduate and graduate students earning degrees each year and enhances the social fabric of the state and nation through the contributions of its students, faculty, staff and more than 3.4 million alumni.



MASTER PLAN FOR HIGHER EDUCATION

The CSU system was created in 1960 under the California Master Plan for Higher Education. The CSU draws its students from the top third of the state's high school graduates and is California's primary undergraduate teaching institution. Continuing to expand its educational scope and help meet California's workforce demands for skilled professionals, the CSU offers independent doctor of education, doctor of nursing practice and doctor of physical therapy programs at numerous campuses. The doctor of philosophy is also offered through a joint partnership with other public and private universities in California.

INCLUSIVE EXCELLENCE

The CSU strives to create a welcoming environment for all members of the campus communities. This commitment to "Inclusive Excellence" is manifested in students who make up the most ethnically, economically and academically diverse student body in the nation, reaching higher levels of success than ever as completion rates continue to reach all-time highs. The university continues to invest in strategies to close achievement and opportunity gaps for underserved and low-income students. The CSU is an engine for social mobility as those students earn high quality educations that propel them into higher economic strata.

PREPARING CALIFORNIA'S WORKFORCE

The CSU plays a critical role in providing future leaders with the skills and knowledge they'll need to thrive in the workforce and help drive California's economy. With nearly 120,000 annual graduates, the CSU is the state's greatest producer of bachelor's degrees and drives California's economy in agriculture, information technology, business, hospitality, life sciences, healthcare, public administration, education, media and entertainment.

- For every \$1 the state invests in the CSU, the CSU returns \$5.43
- The CSU sustains more than 150,000 jobs in the state
- CSU-related expenditures create more than \$17 billion in economic activity
- One in 10 employees in California is a CSU graduate
- The CSU awards nearly half of the state's baccalaureates

The CSU reaches out to California's growing underserved communities, offering affordable opportunities to pursue a college degree, enabling students from diverse backgrounds to succeed. More than one-third of CSU students are first-generation college students and the CSU provides more than half of all undergraduate degrees earned by California's Latino, African American and Native American students. Twenty-one of 23 CSUs are currently recognized by the Department of Education as Hispanic Serving Institutions (HSIs), colleges and universities with a Latino student enrollment of at least 25 percent.

150,000 JOBS
SUSTAINED BY THE CSU
IN THE STATE OF CALIFORNIA

ONE IN TEN
EMPLOYEES IN CALIFORNIA
IS A CSU GRADUATE

NEARLY HALF
OF THE STATE'S BACHELOR'S
DEGREES ARE AWARDED BY THE CSU


OVER \$17 BILLION
IN ECONOMIC ACTIVITY IS CREATED
BY CSU-RELATED EXPENDITURES

GRADUATION INITIATIVE 2025



DEGREES CONFERRED 2016-17

Bachelor's Degrees	98,771	82.8%
Master's Degrees	19,963	16.7%
Doctoral Degrees	540	0.5%
Total	119,274	100%



SYSTEMWIDE ENROLLMENT FALL 2012-17

2012	436,560
2013	446,530
2014	460,200
2015	474,571
2016	478,638
2017	484,297

Graduation Initiative 2025 aims to increase graduation rates for all CSU students while eliminating opportunity and achievement gaps. Through this initiative the CSU will ensure that all students have the opportunity to graduate in a timely manner according to their personal goals, positively impacting their future and producing the graduates needed to power California and the nation.

Since its launch in 2016, the initiative has already seen success in bringing 2- and 4-year graduation rates for transfer students and 4- and 6-year graduation rates for first-time freshmen to all-time highs. In 2016-17, the CSU graduated 7,000 additional students above the previous year, resulting in nearly 99,000 undergraduate degrees conferred.

STUDENTS



FALL 2017 ENROLLMENT BY CAMPUS

BAKERSFIELD 9,863	LOS ANGELES 28,253	SAN JOSÉ 33,409
CHANNEL ISLANDS 7,053	MARITIME ACADEMY 1,050	SAN LUIS OBISPO 22,188
CHICO 17,789	MONTEREY BAY 7,131	SAN MARCOS 13,893
DOMINGUEZ HILLS 15,179	NORTHRIDGE 39,816	SONOMA 9,223
EAST BAY 15,435	POMONA 25,894	STANISLAUS 10,003
FRESNO 25,168	SACRAMENTO 30,661	INTERNATIONAL PROGRAMS 509
FULLERTON 40,439	SAN BERNARDINO 20,461	CALSTATETEACH 1,033
HUMBOLDT 8,347	SAN DIEGO 34,828	TOTAL 484,297
LONG BEACH 37,065	SAN FRANCISCO 29,607	

CSU students largely come from California and mostly remain in the state after graduation, applying the skills and knowledge they have learned to help California's economy thrive.

95% OF ALL ENROLLED STUDENTS CAME FROM CALIFORNIA

88% OF FIRST-TIME FRESHMEN CAME FROM CALIFORNIA PUBLIC HIGH SCHOOLS

93% OF NEW UNDERGRADUATE TRANSFERS CAME FROM CALIFORNIA COMMUNITY COLLEGES

MORE THAN HALF OF CSU STUDENTS ARE STUDENTS OF COLOR

ONE-THIRD OF UNDERGRADUATES ARE THE FIRST IN THEIR FAMILIES TO ATTEND COLLEGE

49 PERCENT OF UNDERGRADUATES ARE RECIPIENTS OF A PELL GRANT



FALL 2017 ENROLLMENT TOTAL 484,297

BY GRADE

Freshman	18.9%	91,567
Sophomore	12%	58,248
Junior	24.4%	118,262
Senior	33.4%	161,699
Postbaccalaureate	2.6%	12,563
Graduate	8.7%	41,958

BY AGE

17 and under	1.6%	7,597
18–24	73.8%	357,573
25–29	14.7%	71,299
30–34	4.7%	22,581
35–59	5%	24,183
Over 59	0.2%	1,064

BY ETHNICITY

African American	4.1%	19,810
American Indian	0.2%	1,188
Asian/Pacific Islander	16%	77,646
Hispanic/Latino	40%	194,237
White	23.6%	114,029
Other/Unknown	4.8%	22,954
Two or More Races	4.7%	22,524
Nonresident Alien	6.6%	31,909

BY GENDER

Men	43.5%	210,764
Women	56.5%	273,533



GRADUATE STUDIES

54,521

POST BACCALAUREATE/GRADUATE
STUDENTS ENROLLED IN FALL 2017

19,963

MASTER'S DEGREES WERE
AWARDED IN 2016-17

2,122

DOCTORAL STUDENTS FROM
DIVERSE BACKGROUNDS

ADMISSION REQUIREMENTS

Freshman Students

First-time freshman applicants must meet the standards in each of the following areas:

- Complete specific high school coursework.
- Achieve suitable grades in specified courses and tests.
- Graduate from high school.

Transfer and Graduate Students

The majority of transfer students enter as upper-division transfers and must complete at least 60 semester or 90 quarter units before transferring. Students who have earned an Associate Degree for Transfer will be admitted to the CSU with junior status.

To apply for admissions to graduate or postbaccalaureate studies, a student must:

- Earn a baccalaureate degree from an accredited institution with at least a 2.5 grade point average.
- Be in good academic standing, while satisfactorily meeting the professional, personal, scholastic and other standards for graduate study.

APPLYING



Students planning to enter the CSU can apply through the online application tool, Cal State Apply, at [CALSTATE.EDU/APPLY](https://calstate.edu/apply).

Due to the large number of applicants, some CSU campuses have higher standards (supplementary admission criteria) for particular majors or for students who live outside the local campus area. Campuses utilize local admission guarantee policies for students who graduate or transfer from high schools and community colleges that are historically served by a CSU campus in that region.



CSU TUITION FEES: 2017–18

Undergraduate:	\$5,742
Credential:	\$6,660
Graduate/Postbaccalaureate:	\$7,176
Education Doctorate:	\$11,838
Nursing Practice Doctorate:	\$15,270
Physical Therapy Doctorate:	\$17,196

Graduate Business Professional Fee

State university tuition fee plus \$270 per semester unit or \$180 per quarter unit

Out-of-State Students

State university tuition fee plus \$396 per semester unit or \$264 per quarter unit.

Campus-based fees add an average of \$1,475 to student costs.

FINANCIAL AID

In 2016–17, \$4.25 billion was distributed to 380,000 students—80 percent of the CSU’s total student population. The average award was \$11,160. Presidential Scholars’ programs, which provide full scholarships to National Merit and high school valedictorians, are also available at many CSU campuses.

80% OF STUDENTS
RECEIVED FINANCIAL AID


\$11,160
IS THE AVERAGE
AMOUNT OF
FINANCIAL AID
AWARDED TO STUDENTS



 **\$4.25 BILLION**
IN FINANCIAL AID WAS
DISTRIBUTED TO STUDENTS

FINANCIAL AID INFORMATION:
CALSTATE.EDU/FINANCIAL-AID

FACULTY & STAFF



TOTAL EMPLOYEES BY OCCUPATION GROUP ¹

Faculty	51.5%	26,858
Professional & Technical	28.0%	14,583
Management	3.3%	1,739
Office & Administrative Support	9.2%	4,797
Service	4.7%	2,469
Construction, Maintenance & Transportation	3.3%	1,717
Total	100%	52,163

For data definitions and additional statistics, please see the CSU Employee Profile at <http://www.calstate.edu/hr/employee-profile/>.

1. Employee reporting has been aligned with the 2010 Standard Occupational Classifications published by the National Bureau of Labor Standards.

Note: Data includes all employees with the exception of student employees, other intermittent or casual employees, and faculty teaching in extension, special sessions, and summer sessions.

Much like the students we serve every day, the CSU's faculty and staff are exceptionally diverse and talented, making the CSU a special place to both work and learn. Their unparalleled commitment to quality instruction is shaping the future of California.

TOTAL FULL-TIME FACULTY BY ACADEMIC RANK

Professor	36.7%	4,804
Associate Professor	17.6%	2,311
Assistant Professor	24.1%	3,157
Lecturer	21.6%	2,831
Total	100%	13,103

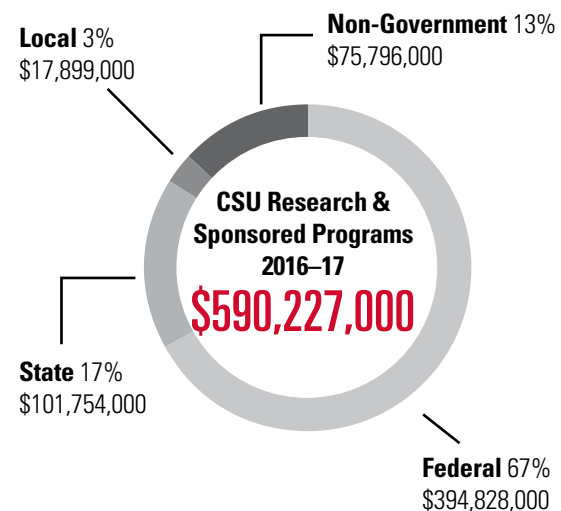
TOTAL FACULTY BY TIMEBASE

Full-Time	48.8%	13,103
Part-Time	51.2%	13,755
Total	100%	26,858



RESEARCH, SCHOLARSHIP AND CREATIVE ACTIVITIES

Through collaborations with faculty, students gain opportunities for deep learning that connect them with their studies and prepare them for the demands of today's – and tomorrow's – job market. At the CSU, research, scholarship and creative activity inspire students to learn and discover while solving the most pressing challenges facing California, the nation and the world.



\$590 MILLION
IN EXTERNAL FUNDING

\$66 MILLION

IN GRANT FUNDING FROM THE U.S. DEPARTMENT OF EDUCATION TO FUND RESEARCH AND INCREASE THE PARTICIPATION OF LATINO STUDENTS IN STEM



5,000

EXTERNAL FUNDING PROPOSALS WITH A NOTABLE 44 PERCENT SUCCESS RATE

Stay up-to-date on new research developments at CALSTATE.EDU/RESEARCH

CSU FUNDING



CSU 2017–18 STATE SUPPORT

General Fund Appropriations ¹	\$3,390,564,000
Gross Tuition Fees and Other Fee Revenue ²	3,071,412,000
Total General Fund and Student Fees	6,461,976,000
Graduation Initiative ³	12,500,000
CSU San Bernardino, Palm Desert Campus ³	3,000,000
Hunger-Free Campus ³	2,500,000
Best Practices –	
Equal Employment Opportunity ³	2,000,000
Dream Loan	2,000,000
Total State Support	\$6,483,976,000

¹ The 2017/18 Final Budget total includes \$197.2M for GO bonds newly folded into CSU GF beginning in 2014/15, \$119.6M for lease revenue bonds.

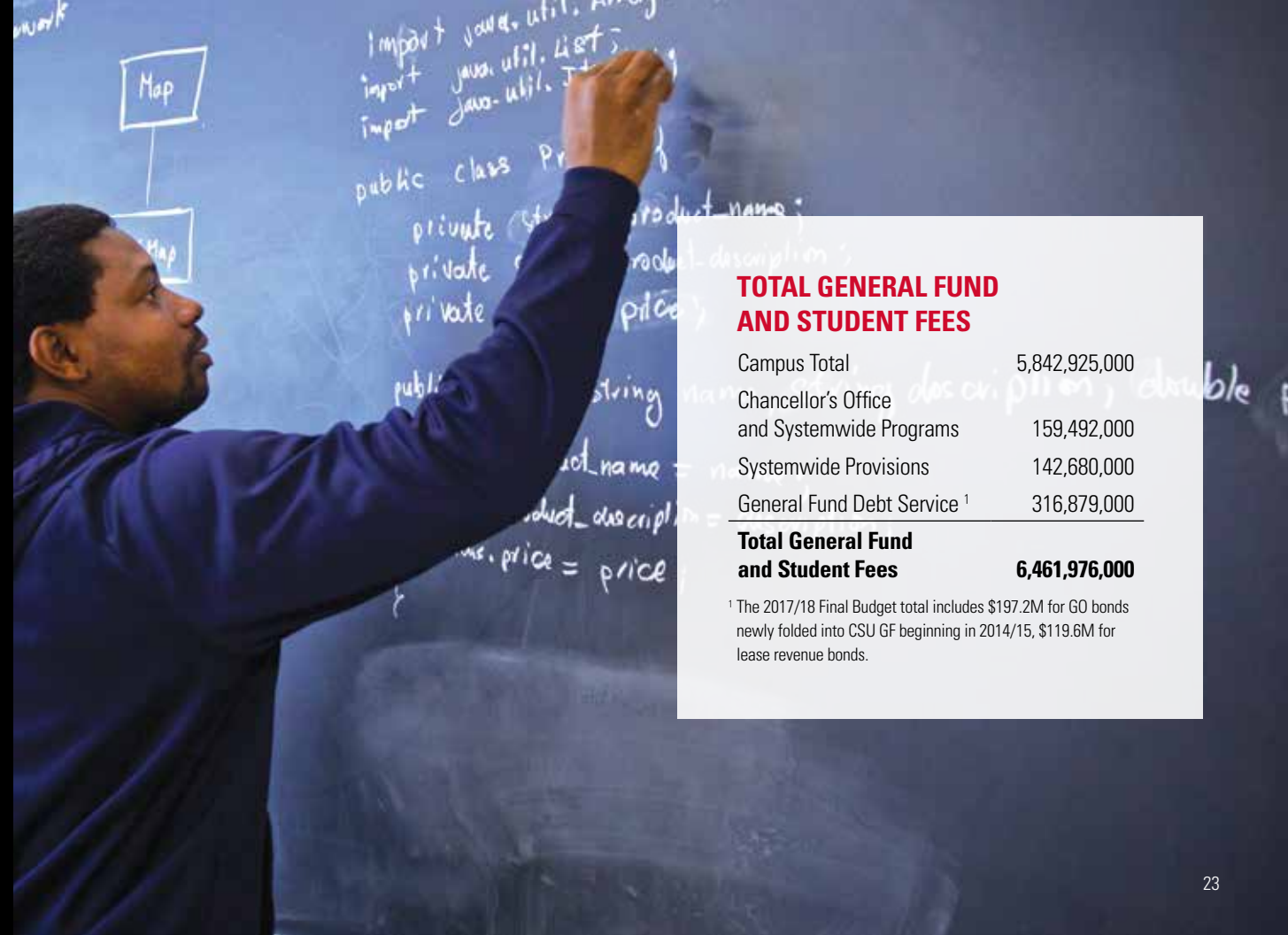
² The 2017/18 State Support reflects Gross Tuition and Other Fees which correlates with the 2018/19 Support Budget Book request (not including the 2017/18 supplemental retirement adjustment of \$38.31M). In prior years Net Tuition was displayed inclusive of SUG.

³ Fiscal Year 2017/18 One-Time Budget Allocations appropriated by the 2017 Budget Act (Assembly Bill 97, Chapter 14 of the Statutes of 2017 as amended by Chapter 254 of the Statutes of 2017).

The CSU's operating budget has two main funding sources: the state general fund and student tuition fees. State funding now covers slightly more than half of the CSU's operating costs, with tuition fees making up for the remainder. Auxiliaries and philanthropic support generate additional revenue needed for essential services that supplement state-supported activities.

CAMPUS BUDGETS 2017-18
(General Fund and Gross Tuition Fee & Other Fee Revenue)

BAKERSFIELD 128,904,000	LONG BEACH 447,749,000	SAN DIEGO 434,543,000
CHANNEL ISLANDS 115,258,000	LOS ANGELES 296,577,000	SAN FRANCISCO 371,155,000
CHICO 220,652,000	MARITIME ACADEMY 43,299,000	SAN JOSÉ 388,912,000
DOMINGUEZ HILLS 173,796,000	MONTEREY BAY 113,173,000	SAN LUIS OBISPO 333,756,000
EAST BAY 201,569,000	NORTHRIDGE 433,906,000	SAN MARCOS 167,789,000
FRESNO 293,004,000	POMONA 292,558,000	SONOMA 123,296,000
FULLERTON 426,028,000	SACRAMENTO 339,181,000	STANISLAUS 124,030,000
HUMBOLDT 136,056,000	SAN BERNARDINO 237,734,000	CAMPUS TOTAL \$5,842,925,000



TOTAL GENERAL FUND AND STUDENT FEES

Campus Total	5,842,925,000
Chancellor's Office and Systemwide Programs	159,492,000
Systemwide Provisions	142,680,000
General Fund Debt Service ¹	316,879,000

Total General Fund and Student Fees **6,461,976,000**

¹ The 2017/18 Final Budget total includes \$197.2M for GO bonds newly folded into CSU GF beginning in 2014/15, \$119.6M for lease revenue bonds.

PHILANTHROPIC SUPPORT

This past year, charitable gift commitments were the highest ever in CSU history with over half a billion dollars. The impact of philanthropy at the CSU is both meaningful to the student who otherwise might not be able to attend the university and to the social and economic prosperity of California.

OVER \$501 MILLION
CHARITABLE GIFT COMMITMENTS

\$81.2 MILLION
GIFTS FROM ALUMNI

\$399 MILLION
IN CHARITABLE GIFT RECEIPTS

\$160.8 MILLION
GIFTS FROM ORGANIZATIONS

215,176
INDIVIDUAL DONORS

\$178.3 MILLION
GIFTS FROM INDIVIDUALS

\$53.2 MILLION
FROM CORPORATIONS, INCLUDING
2,969 MATCHING GIFTS

\$1.6 BILLION
TOTAL ENDOWMENT
MARKET VALUE SYSTEMWIDE



AUXILIARY ORGANIZATIONS

Auxiliary organizations are entrepreneurial and service-oriented, providing a wide array of support services, programs and facilities that further the educational mission of the CSU. Approximately 90 self-supporting auxiliary organizations operate without State General Fund money and are organized on each campus as separate legal entities.

In 2017–18:

- Auxiliaries managed \$4.4 billion, representing 23 percent of the CSU's \$19 billion combined total assets.
- Auxiliary revenues reached \$2.1 billion, representing 20 percent of the \$10.3 billion combined total revenues.
- Auxiliaries managed \$541.4 million, representing 22 percent of the \$2.4 billion combined total contracts and grants revenues.

For more information about CSU auxiliaries, visit AUXILIARY.CALSTATE.EDU

CSU LEADERSHIP



CAMPUS PRESIDENTS		
(Date is the appointment year)		
Bakersfield	Horace Mitchell	(2004)
	Lynnette Zelezny	(July 2018)
Channel Islands	Erika D. Beck	(2016)
Chico	Gayle E. Hutchinson	(2016)
Dominguez Hills	Willie J. Hagan	(2013)
	Thomas A. Parham	(July 2018)
East Bay	Leroy M. Morishita	(2012)
Fresno	Joseph I. Castro	(2013)
Fullerton	Framroze Virjee	(2017)
Humboldt	Lisa A. Rossbacher	(2014)
Long Beach	Jane Close Conoley	(2014)
Los Angeles	William A. Covino	(2013)
Maritime Academy	Thomas A. Cropper	(2012)
Monterey Bay	Eduardo M. Ochoa	(2013)
Northridge	Dianne F. Harrison	(2012)
Pomona	Soraya M. Coley	(2015)
Sacramento	Robert S. Nelsen	(2015)
San Bernardino	Tomás D. Morales	(2012)
San Diego	Sally Roush	(2017)
	Adela de la Torre	(July 2018)
San Francisco	Leslie E. Wong	(2012)
San José	Mary A. Papazian	(2016)
San Luis Obispo	Jeffrey D. Armstrong	(2011)
San Marcos	Karen S. Haynes	(2004)
Sonoma	Judy K. Sakaki	(2016)
Stanislaus	Ellen N. Junn	(2016)

Note: Leadership is as of March 2018. For a current list and links to the biographies of trustees, administrative officers and campus presidents, visit calstate.edu/BOT.

Responsibility for the CSU is vested in a 25-member Board of Trustees, the majority of whom are appointed by the governor to eight-year terms. Faculty, alumni and two student trustees serve two-year terms. The trustees appoint the chancellor, who is the system's chief executive officer, and the presidents, who are the chief executive officers of their respective campuses and report to the chancellor. The trustees, chancellor and presidents develop systemwide policies.



BOARD OF TRUSTEES

Ex Officio Members

Governor Edmund (Jerry) G. Brown, Jr.
 Lieutenant Governor Gavin Newsom
 Speaker of the Assembly Anthony Rendon

State Superintendent of Public Instruction
 Tom Torlakson
 CSU Chancellor Timothy P. White

BOARD OF TRUSTEES

Appointed Members *(term ends during the year given)*

Silas Abrego (2021)
 Jane W. Carney (2022)
 Adam Day, Vice Chair (2023)
 Rebecca D. Eisen, Chair (2020)
 Douglas Faigin (2025)
 Debra S. Farar (2022)
 Jean Picker Firstenberg (2026)
 Wenda Fong (2024)
 Emily F. Hinton *(student trustee, non-voting)* (2019)
 Lillian Kimbell (2024)
 John "Jack" McGrory (2023)
 Thelma Meléndez de Santa Ana (2025)
 Hugo N. Morales (2020)
 John Nilon *(alumni trustee)* (2018)
 J. Lawrence Norton (2019)
 Romey Sabalius *(faculty trustee)* (2019)
 Jorge Reyes Salinas *(student trustee, voting)* (2018)
 Lateefah Simon (2019)
 Christopher J. Steinhauser (2026)
 Peter J. Taylor (2021)

ADMINISTRATIVE LEADERS

Timothy P. White, Chancellor
 Loren Blanchard, Executive Vice Chancellor
 for Academic & Student Affairs
 Steve Relyea, Executive Vice Chancellor
 and Chief Financial Officer
 Andrew Jones, Executive Vice Chancellor
 and General Counsel
 Melissa Bard, Vice Chancellor, Human Resources
 Garrett P. Ashley, Vice Chancellor,
 University Relations and Advancement
 Larry Mandel, Vice Chancellor and Chief Audit Officer



CSU The California State University

401 Golden Shore, Long Beach, CA 90802-4210
calstate.edu

Follow us on social media

f / @calstate
@ / @thecsus