



The California
State University



2019

FACT BOOK



TABLE OF CONTENTS

1 Introduction

7 Graduation Initiative 2025

11 Students

12 Enrollment

13 Demographics

14 Applying

16 Costs

19 Employees

23 Research and Community Impact

29 CSU Funding

35 CSU Leadership

CSU The California State University


“The CSU is key to California’s brightest and most hopeful future, opening the door to educational opportunities for all and transforming the lives of students and their families. In a learning environment enriched by the diverse strengths of our students, we create leaders who will bring new vision and strength to their communities, to California, and indeed, to our nation and the world.”

Timothy P. White
Chancellor, California State University




INTRODUCTION

The California State University promotes student success through opportunity and a high-quality education that prepares students to become leaders in the changing workforce, making the CSU a vital economic engine for California.



NATION'S LARGEST

four-year public
university system



23 CAMPUSES

and eight off-campus centers



**481,000
STUDENTS**



THE CSU

- is the nation's largest four-year public university system, with 23 campuses and eight off-campus centers.
- educates the most ethnically, economically and academically diverse student body in the nation.
- is renowned for the quality of its teaching and preparing job-ready graduates.
- educates approximately 481,000 students.
- employs nearly 53,000 faculty and staff.
- stretches 800 miles from Humboldt in the north to San Diego in the south.
- has conferred degrees on more than 3.7 million living alumni.



NEARLY HALF
of the state's bachelor's
degrees are awarded
by the CSU



126,000
degrees
conferred
annually



3.7 MILLION
living alumni
and counting



800 MILES
stretching
from Humboldt
to San Diego



ONE IN TEN
employees in California
is a CSU graduate



NEARLY 53,000
faculty and staff are
employed by the CSU





OPPORTUNITY

The CSU creates opportunity for the diverse students of California to reach their educational goals and become leading citizens. Nearly one-third of CSU students are the first in their families to attend college and more than half of CSU graduates are the first in their families to earn a degree.

PREPARATION

The CSU plays a critical role in providing future leaders with the skills and knowledge they'll need to thrive in the workforce and help drive California's economy. The CSU produces more than half the state's bachelor's degrees, sending nearly 126,000 job-ready graduates into the workforce each year.

QUALITY

The CSU prepares students for success through leading-edge programs, superior teaching and scholarly activity. High-quality academic programs reflect California's current and future workforce demands in emerging fields such as cybersecurity, software engineering, sustainable business and environmental technology.

LEADERSHIP

Through the caliber of its academic programs and a university-wide commitment to student achievement, the CSU is dedicated to fostering leaders. Across the campuses and in communities throughout the state, the CSU's faculty, staff, students and alumni are addressing critical issues facing our state and nation.

INCLUSIVE EXCELLENCE

The CSU strives to create a welcoming environment for all members of the campus communities. This commitment to "Inclusive Excellence" is manifested in students who make up the most ethnically, economically and academically diverse student body in the nation, attaining higher levels of success than ever as completion rates continue to reach all-time highs. The CSU is an engine for social mobility as those students earn high-quality educations that propel them into higher economic strata.

The CSU provides more than half of all undergraduate degrees earned by California's Latino, African American and Native American students. Twenty-one of 23 CSUs are currently recognized by the Department of Education as Hispanic-Serving Institutions (HSIs), colleges and universities with a Latino student enrollment of at least 25 percent.

MASTER PLAN FOR HIGHER EDUCATION

The CSU system was created in 1960 under the California Master Plan for Higher Education. The CSU draws its students from the top third of the state's high school graduates and is California's primary undergraduate teaching institution. Continuing to expand its educational scope and help meet California's workforce demands for skilled professionals, the CSU offers independent doctorates in audiology, education, nursing practice and physical therapy programs at numerous campuses. The doctor of philosophy is also offered through a joint partnership with other public and private universities in California.



GRADUATION INITIATIVE 2025

Graduation Initiative 2025 aims to increase graduation rates for all CSU students while eliminating opportunity and achievement gaps. Through this initiative the CSU will ensure that all students have the opportunity to graduate in a timely manner according to their personal goals, positively impacting their future and producing the graduates needed to power California and the nation.



Since its launch in 2016, the initiative has already seen success in bringing completion rates to all-time highs in all categories and narrowing equity gaps between underserved students and their peers.

In 2017-18, the CSU graduated 6,600 more students than the previous year, resulting in more than 105,000 undergraduate degrees conferred.

DEGREES CONFERRED 2017-18

Bachelor's Degrees	105,431	83.7%
Master's Degrees	19,933	15.8%
Doctoral Degrees	556	0.5%
Total	125,920	100%





STUDENTS

CSU students largely come from California and mostly remain in the state after graduation, applying the skills and knowledge they have learned to help California's economy thrive.

95 PERCENT

of all enrolled students come from CA

91 PERCENT

of new undergraduate transfers come from CA community colleges

88 PERCENT

of first-time freshmen come from CA public high schools



481,210

students enrolled in the CSU in fall 2018

MORE THAN HALF

of CSU students are students of color

43 PERCENT

of undergraduates receive the Pell Grant



ONE-THIRD

of undergraduates are the first in their families to attend college

SYSTEMWIDE ENROLLMENT – FALL 2013-18

2013	446,530
2014	460,200
2015	474,571
2016	478,638
2017	484,297
2018	481,210

ENROLLMENT BY CAMPUS

FALL 2018

Bakersfield	10,493
Channel Islands	7,095
Chico	17,488
Dominguez Hills	15,741
East Bay	14,525
Fresno	24,995
Fullerton	39,774
Humboldt	7,774
Long Beach	36,846
Los Angeles	27,685
Maritime Academy	1,017
Monterey Bay	7,079
Northridge	38,716
Pomona	26,443
Sacramento	31,131
San Bernardino	19,973
San Diego	34,881
San Francisco	29,586
San José	32,828
San Luis Obispo	21,812
San Marcos	14,511
Sonoma	9,201
Stanislaus	10,214
International Programs	412
CalStateTEACH	990

Total 481,210

FALL 2018 ENROLLMENT TOTAL 481,210

BY GRADE

Freshman	18.7%	89,979
Sophomore	12.4%	59,818
Junior	24.5%	118,022
Senior	33.4%	160,543
Postbaccalaureate	2.5%	12,000
Graduate	8.5%	40,848

BY AGE

17 and under	1.7%	8,331
18–24	74.1%	356,366
25–29	14.5%	69,947
30–34	4.6%	22,178
35–39	2.2%	10,418
40–49	2.0%	9,457
Over 49	0.9%	4,513

BY ETHNICITY

African American	4.0%	19,301
American Indian	0.2%	1,064
Asian/Pacific Islander	15.9%	76,386
Hispanic/Latino	41.5%	199,521
White	23.0%	110,570
Other/Unknown	4.6%	21,953
Two or More Races	4.4%	21,390
Nonresident Alien	6.4%	31,025

BY GENDER

Men	43.3%	208,431
Women	56.7%	272,779



GRADUATE STUDIES

- In fall 2018, the CSU enrolled 52,848 postbaccalaureate/graduate students.
- 19,933 master's degrees were awarded in 2017-18.
- Doctor of audiology, doctor of education, doctor of nursing, doctor of philosophy and doctor of physical therapy programs serve 2,168 doctoral students from diverse backgrounds, preparing them for top leadership roles.

APPLYING

Students planning to enter the CSU can apply through the online application tool, Cal State Apply, at calstate.edu/apply.

Due to the large number of applicants, some CSU campuses have higher standards (supplementary admission criteria) for particular majors or for students who live outside the local campus area. Campuses utilize local admission guarantee policies for students who graduate or transfer from high schools and community colleges that are historically served by a CSU campus in that region.

ADMISSION REQUIREMENTS

Freshman Students

First-time freshman applicants must meet the standards in each of the following areas:

- Complete specific high school coursework.
- Achieve suitable grades in specified courses and tests.
- Graduate from high school.

Transfer and Graduate Students

The majority of transfer students enter as upper-division transfers and must complete at least 60 semester or 90 quarter units before transferring. Students who have earned an Associate Degree for Transfer will be admitted to the CSU with junior status.

To apply for admissions to graduate or postbaccalaureate studies, a student must:

- Earn a baccalaureate degree from an accredited institution with at least a 2.5 grade point average.
- Be in good academic standing, while satisfactorily meeting the professional, personal, scholastic and other standards for graduate study.

APPLY TO CSU: CALSTATE.EDU/APPLY

CSU TUITION FEES: 2018-19*

Undergraduate	\$5,742
Credential	\$6,660
Graduate/Postbaccalaureate	\$7,176
Audiology Doctorate	\$14,742
Education Doctorate	\$11,838
Nursing Practice Doctorate	\$15,270
Physical Therapy Doctorate	\$17,196

(Campus-based fees add an average of \$1,561 to student costs.)

Graduate Business Professional Fee

State university tuition fee plus \$270 per semester unit or \$180 per quarter unit.

Out-of-State Students


State university tuition fee plus \$396 per semester unit or \$264 per quarter unit.

*Rates are for academic year

FINANCIAL AID

In 2017-18, over \$4.5 billion was distributed to 390,000 students—81 percent of the CSU's total student population. The average award was \$11,550. Presidential Scholars' programs, which provide full scholarships to National Merit and high school valedictorians, are also available at many CSU campuses.

Financial Aid information:
calstate.edu/financial-aid





EMPLOYEES

Much like the students we serve every day, the CSU's faculty and staff are exceptionally diverse and talented, making the CSU a special place to both work and learn. Their unparalleled commitment to quality instruction is shaping the future of California.

TOTAL EMPLOYEES BY OCCUPATION GROUP¹

Faculty	27,134	51.4%
Professional and Technical	14,886	28.2%
Management	1,730	3.3%
Office and Administrative Support	4,643	8.8%
Service	2,650	5.0%
Construction, Maintenance and Transportation	1,765	3.3%
Total	52,808	100%

TOTAL FACULTY BY TIMEBASE

Full-Time	13,307	49.0%
Part-Time	13,827	51.0%
Total	27,134	100%

TOTAL FULL-TIME FACULTY BY ACADEMIC RANK

Professor	4,832	36.3%
Associate Professor	2,202	16.5%
Assistant Professor	3,400	25.6%
Lecturer	2,873	21.6%
Total	13,307	100%

For data definitions and additional statistics, please see the CSU Employee Profile at calstate.edu/hr/employee-profile/.

¹ Employee reporting has been aligned with the 2010 Standard Occupational Classifications published by the National Bureau of Labor Standards.

Note: Data includes all employees with the exception of student employees, other intermittent or casual employees, and faculty teaching in extension, special sessions, and summer sessions.





RESEARCH AND COMMUNITY IMPACT

CSU students are encouraged to apply the knowledge gained in the classroom to find solutions to real-world problems through involvement in applied research and service learning. Under the guidance of world-renowned faculty who are experts in their fields, students develop leadership skills while impacting their communities.

RESEARCH, SCHOLARSHIP AND CREATIVE ACTIVITIES

CSU research, scholarship and creative activity positively impact student success and faculty excellence by providing opportunities to investigate and solve the issues facing California's diverse communities, the nation and the world.

2017-18 Highlights:

- The CSU received nearly \$648 million in external funding, an increase of \$58 million over the prior year.
- The CSU launched a systemwide community of more than 150 researchers to pursue answers to California's climate change challenges.
- Ten multi-campus affinity groups focus on topics including agriculture, biotechnology, desert, coast and ocean, human health, social sciences and water.
- All 23 CSU campuses were connected by the new STEM NET affinity group, which better enables faculty to share best practices in science, technology, engineering and mathematics and produce scholarship and advancements that power California's future.

Stay up-to-date on new research developments at: calstate.edu/research



CSU RESEARCH AND SPONSORED PROGRAMS 2017-18


Local	\$28,674,000	4.4%
Federal	\$417,358,000	64.4%
Non-Government	\$83,659,000	12.9%
State	\$118,171,000	18.3%
Total	\$647,862,000	100%



\$648 MILLION
in external funding



10 MULTI-CAMPUS
affinity groups focusing
on research



ALL 23 CAMPUSES
are connected by the
STEM NET affinity group





COMMUNITY ENGAGEMENT IN THE CSU

The establishment of the CSU Center for Community Engagement (CCE) in 1998—the first of its kind in the nation—has paved the way for many firsts, including the institutionalization of service learning across all 23 CSU campuses and the establishment of California’s Call to Service Initiative. Today, CCE actively advances the CSU’s commitment to inclusivity, equity and student success through high-quality community programs and scholarship.

In 2017-18:

- CCE partnered with more than 5,500 community organizations and made available nearly 3,500 service-learning courses for more than 67,500 students who contributed 1.5 million hours of service to their communities.
- CSU campuses and CCE raised \$6 million to support community engagement, a return on investment of \$6 for every dollar invested by the state.



MORE THAN 5,500
community organizations
partnered with CCE



67,500 STUDENTS
contributed service
to their communities



\$6 MILLION
raised by CSU campuses
and CCE to support
community engagement



CSU FUNDING

The CSU's operating budget has two main funding sources: the state general fund and student tuition fees. State funding now covers slightly more than half of the CSU's operating costs, with tuition fees making up for the remainder. Auxiliaries and philanthropic support generates additional revenue needed for essential services that supplement state-supported activities.

CSU 2018-19 STATE SUPPORT

General Fund Appropriations	3,627,143,000
Gross Tuition Fees and Other Fee Revenue	3,118,104,000
Total General Fund and Student Fees	\$6,745,247,000
Enrollment Growth ¹	120,000,000
Deferred Maintenance ¹	35,000,000
Shark Lab at CSULB ¹	3,750,000
Student Hunger and Basic Needs ¹	1,500,000
Mervyn Dymally Institute at CSUDH ¹	1,000,000
Science and Technology Policy Fellows Program ¹	350,000

¹ Fiscal Year 2018/19 One-Time Budget Allocations appropriated by the 2018 Budget Act (Senate Bill 840, Chapter 29).

² This includes General Obligation and Lease Revenue Bonds, and Maintenance and Infrastructure annual debt service costs.

CAMPUS BUDGETS (2018-19) (General Fund and Net Tuition Fee and Other Fee Revenue)

Bakersfield	137,143,000
Channel Islands	122,471,000
Chico	237,615,000
Dominguez Hills	180,835,000
East Bay	207,872,000
Fresno	308,320,000
Fullerton	450,879,000
Humboldt	142,969,000
Long Beach	463,969,000
Los Angeles	321,062,000
Maritime Academy	45,571,000
Monterey Bay	121,205,000
Northridge	447,844,000
Pomona	311,946,000
Sacramento	355,381,000
San Bernardino	247,364,000
San Diego	485,055,000
San Francisco	389,101,000
San José	403,778,000
San Luis Obispo	352,784,000
San Marcos	177,500,000
Sonoma	128,899,000
Stanislaus	130,563,000
Campus Total	6,170,126,000
Chancellor's Office and Systemwide Programs	155,851,000
Systemwide Provisions ²	419,270,000

Grand Total **\$6,745,247,000**

AUXILIARY ORGANIZATIONS

Auxiliary organizations are entrepreneurial and service-oriented, providing a wide array of support services, programs and facilities that further the educational mission of the CSU. Approximately 90 self-supporting auxiliary organizations operate without State General Fund money and are organized on each campus as separate legal entities.

In 2017-18:

- Auxiliaries managed \$4.8 billion, representing 24 percent of the CSU's \$19.5 billion combined total assets.
- Auxiliary revenues reached \$2 billion, representing 17 percent of the \$11.7 billion combined total revenues.
- Auxiliaries managed \$586.2 million, representing 22 percent of the \$2.7 billion combined total contracts and grants revenues.

For more information about CSU auxiliaries

AUXILIARY.CALSTATE.EDU



PHILANTHROPIC SUPPORT

This past year, donors continued to grow the lasting impact of philanthropic support to the university. Over \$482 million in charitable gift commitments support systemwide and campus efforts committed to transforming lives through inclusion, education and opportunity.

In 2017-18:

- Gifts from individuals totaled \$151 million from 261,874 individual donors.
- Alumni donors numbered 93,672. Gifts from alumni made up 41 percent of individual giving, with \$62 million in contributions.
- Gifts from organizations totaled \$158.2 million, including \$63.5 million from foundations.
- \$64.4 million from corporations, including 2,626 matching gifts, were received.
- Donors contributed more than \$309 million in charitable gift receipts – cash, securities, in-kind contributions, irrevocable future commitments and private charitable grants.
- Total endowment market value reached \$1.7 billion systemwide.



\$482 MILLION
in charitable
gift commitments



261,874
individual
donors



\$1.7 BILLION
endowment
market value





Chancellor Timothy P. White and the 12 female CSU campus presidents.

CSU LEADERSHIP

Responsibility for the CSU is vested in a 25-member Board of Trustees, the majority of whom are appointed by the governor to eight-year terms.

Faculty, alumni and two student trustees serve two-year terms. The trustees appoint the chancellor, who is the system's chief executive officer, and the presidents, who are the chief executive officers of their respective campuses and report to the chancellor. The trustees, chancellor and presidents develop systemwide policies.

The most diverse university in the nation, the CSU also celebrated a milestone related to the diversity of campus leadership in July 2018.

With appointment of new presidents on the Bakersfield and San Diego campuses, for the first time in university history, the majority of campuses were led by a woman.



BOARD OF TRUSTEES

Ex Officio Members

Governor Gavin Newsom
 Lieutenant Governor Eleni Kounalakis
 Speaker of the Assembly Anthony Rendon
 State Superintendent of Public Instruction Tony Thurmond
 CSU Chancellor Timothy P. White

Appointed Members

(term ends during the year given)

Silas Abrego	(2021)
Jane W. Carney	(2022)
Adam Day, Chair	(2023)
Rebecca D. Eisen	(2020)
Douglas Faigin	(2025)
Debra S. Farar	(2022)
Jean Picker Firstenberg	(2026)
Wenda Fong	(2024)
Juan F. Garcia (<i>student trustee, non-voting</i>)	(2020)
Emily F. Hinton (<i>student trustee, voting</i>)	(2019)
Lillian Kimbell, Vice Chair	(2024)
John "Jack" McGrory	(2023)
Thelma Meléndez de Santa Ana	(2025)
Hugo N. Morales	(2020)
Romey Sabalius (<i>faculty trustee</i>)	(2019)
Lateefah Simon	(2019)
Christopher J. Steinhauser	(2026)
Peter J. Taylor	(2021)

CAMPUS PRESIDENTS

(Date is the appointment year)

Bakersfield	Lynnette Zelezny	(2018)
Channel Islands	Erika D. Beck	(2016)
Chico	Gayle E. Hutchinson	(2016)
Dominguez Hills	Thomas Parham	(2018)
East Bay	Leroy M. Morishita	(2012)
Fresno	Joseph I. Castro	(2013)
Fullerton	Framroze Virjee	(2019)
Humboldt	Lisa A. Rossbacher	(2014)
Long Beach	Jane Close Conoley	(2014)
Los Angeles	William A. Covino	(2013)
Maritime Academy	Thomas A. Cropper	(2012)
Monterey Bay	Eduardo M. Ochoa	(2013)
Northridge	Dianne F. Harrison	(2012)
Pomona	Soraya M. Coley	(2015)
Sacramento	Robert S. Nelsen	(2015)
San Bernardino	Tomás D. Morales	(2012)
San Diego	Adela de la Torre	(2018)
San Francisco	Leslie E. Wong	(2012)
San José	Mary A. Papazian	(2016)
San Luis Obispo	Jeffrey D. Armstrong	(2011)
San Marcos	Karen S. Haynes	(2004)
	Ellen J. Neufeldt	(July 2019)
Sonoma	Judy K. Sakaki	(2016)
Stanislaus	Ellen N. Junn	(2016)

ADMINISTRATIVE LEADERS

Timothy P. White
 Chancellor

Loren Blanchard
 Executive Vice Chancellor
 for Academic & Student Affairs

Andrew Jones
 Executive Vice Chancellor
 and General Counsel

Steve Relyea
 Executive Vice Chancellor
 and Chief Financial Officer

Garrett P. Ashley
 Vice Chancellor, University Relations
 and Advancement

Larry Mandel
 Vice Chancellor and Chief Audit Officer

Evelyn Nazario
 Vice Chancellor, Human Resources




Note: Leadership is as of March 2019. For a current list and links to the biographies of trustees, administrative officers and campus presidents, visit calstate.edu/leadership.





CSU The California State University

Office of Public Affairs
401 Golden Shore, 6th Floor
Long Beach, CA 90802-4210
(562) 951-4800
E-mail publicaffairs@calstate.edu

  @calstate
 @thecsucalstate.edu